




Three Phase Hybrid Inverter

SUN-29.9/30/35K-SG01HP3-EU-BM3

SUN-40/50K-SG01HP3-EU-BM4



- 100** 100% unbalanced output, each phase
-  AC couple to retrofit existing solar system
- 10** Max. 10 pcs parallel for on-grid and off-grid operation; Support multiple batteries parallel
- 100** Max. charging/discharging current of 100A
- H** High voltage battery, higher efficiency
- 6** 6 time periods for battery charging/discharging
-  Support storing energy from diesel generator

Deye

Stock Code: 605117.SH

Model	SUN-29.9K-SG01HP3 -EU-BM3	SUN-30K-SG01HP3 -EU-BM3	SUN-35K-SG01HP3 -EU-BM3	SUN-40K-SG01HP3 -EU-BM4	SUN-50K-SG01HP3 -EU-BM4
Battery Input Data					
Battery Type	Lithium-ion				
Battery Voltage Range (V)	160-800				
Max. Charging Current (A)	50+50				
Max. Discharging Current (A)	50+50				
Charging Strategy for Li-ion Battery	Self-adaption to BMS				
Number of Battery Input	2				
PV String Input Data					
Max. DC Input Power (W)	38870	39000	45500	52000	65000
Max. DC Input Voltage (V)	1000				
Start-up Voltage (V)	180				
MPPT Voltage Range (V)	150-850				
Rated DC Input Voltage (V)	600				
Max. Operating PV Input Current (A)	36+36+36			36+36+36+36	
Max. Input Short-Circuit Current (A)	55+55+55			55+55+55+55	
No.of MPPT Trackers/ No.of String Per MPPT Tracker	3/2+2+2			4/2+2+2+2	
AC Input/Output Data					
Rated AC Input/Output Active Power (W)	29900	30000	35000	40000	50000
Max. AC Input/Output Apparent Power (VA)	29900	33000	38500	44000	55000
Rated AC Input/Output Current (A)	45.4/43.4	45.5/43.5	53.1/50.8	60.7/58	75.8/72.5
Max. AC Input/Output Current (A)	45.4/43.4	50/47.9	58.4/55.8	66.7/63.8	83.4/79.8
Max. Three-phase Unbalanced Output Current (A)	60	60	60	70	83.3
Max. Continuous AC Passthrough (grid to load) (A)	200				
Peak Power (off-grid) (W)	1.5 times of rated power, 10s				
Power Factor Adjustment Range	0.8 leading to 0.8 lagging				
Rated Input/Output Voltage/Range (V)	220/380V, 230/400V 0.85Un-1.1Un				
Rated Input/Output Grid Frequency/Range(Hz)	50/45-55, 60/55-65				
Grid Connection Form	3L+N+PE				
Total Current Harmonic Distortion THDi	<3% (of nominal power)				
DC Component of Grid	<0.5% In				
Efficiency					
Max. Efficiency	97.60%				
Euro Efficiency	97.0%				
MPPT Efficiency	>99%				
Equipment Protection					
Integrated	DC Polarity Reverse Connection Protection, AC Output Overcurrent Protection AC Output Overvoltage Protection, AC Output Short Circuit Protection, Thermal Protection DC Terminal Insulation Impedance Monitoring, DC Component Monitoring, Ground Fault Current Monitoring Power Network Monitoring, Island Protection Monitoring, Earth Fault Detection, DC Input Switch Overvoltage Load Drop Protection, Residual Current (RCD) Detection, Surge protection level				
Surge Protection Level	TYPE II(DC), TYPE II(AC)				
Interface					
Communication Interface	WIFI, RS485, CAN				
General Data					
Operating Temperature Range ()	-40 to +60°C, >45°C Derating				
Permissible Ambient Humidity	0-100%				
Permissible Altitude	2000m				
Noise	≤65 dB(A)				
Ingress Protection(IP) Rating	IP 65				
Inverter Topology	Non-Isolated				
Over Voltage Category	OVC II(DC), OVC III(AC)				
Cabinet Size (WxHxD mm)	527×894×294 (Excluding Connectors and Brackets)				
Weight (kg)	80				
Type of Cooling	Intelligent Air Cooling				
Warranty	5 Years/10 Years the Warranty Period Depends the Final Installation Site of Inverter, More Info Please Refer to Warranty Policy				
Grid Regulation	IEC 61727, IEC 62116, CEI 0-21, EN 50549, NRS 097, RD 140, UNE 217002, OVE-Richtlinie R25, G99, VDE-AR-N 4105				
Safety / EMC Standard	IEC/EN 61000-6-1/2/3/4, IEC/EN 62109-1, IEC/EN 62109-2				